

Share your exam success

Social Media Posts & Digital Badging

August 2018

A new way to share your exam success:

Post directly from the Candidate Portal to **Twitter, LinkedIn, Facebook, WeChat, XING**

Share a **Digital Badge** to any social media platform and add a **Permanent Digital Badge** to, for example, your **LinkedIn Profile**





Why claim and share your digital badge?









- Update your network with your new skills
- Get the recognition you deserve
- Permanently update your CV

Our badges are Open Standard and may be shared and verified online in a safe and secure way. They contain detailed information on your qualification to help you gain the recognition you deserve.

How do I share my exam success?

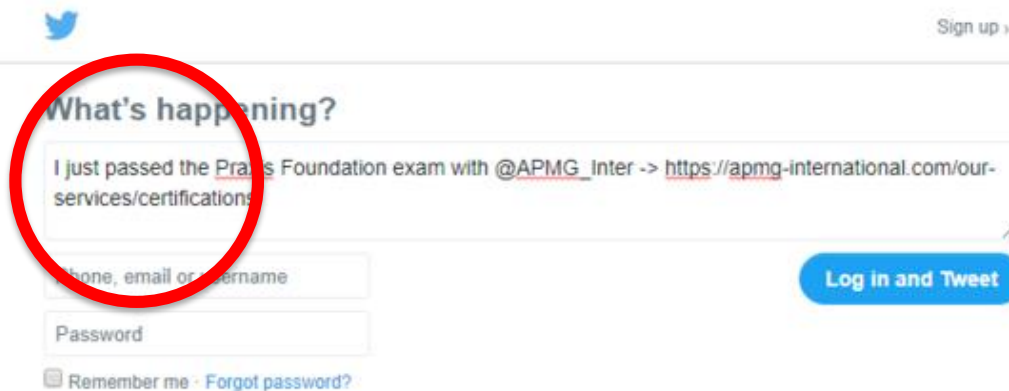
Step 1: Select a social media icon

When viewing your exam results in the Candidate Portal, you may choose to post on Twitter, LinkedIn, Facebook, WeChat or XING

 Praxis® Praxis (1) Practitioner Paper APMG Benelux APMG Benelux	UATTESTPraxis090117 2000023725 English	Jan 9, 2018 76 / 80 Pass 	Details Registered ✓  Create Badge
 Praxis® Praxis (1) Foundation Paper APMG Benelux APMG Benelux	UATTESTPraxis090117 2000023724 English	Jan 9, 2018 75 / 75 Pass 	Details Registered ✓  Accept Badge

Step 2: Twitter

Select the text to personalise your tweet.



The screenshot shows the Twitter login and tweet interface. At the top left is the Twitter logo. At the top right is a "Sign up" link. Below the logo is the text "What's happening?". Below this is a text input field containing the text "I just passed the Praxis Foundation exam with @APMG_Inter -> https://apmg-international.com/our-services/certifications". This input field is circled in red. Below the input field are two more input fields: "Phone, email or username" and "Password". To the right of these fields is a blue button labeled "Log in and Tweet". Below the "Phone, email or username" field is a checkbox labeled "Remember me" and a link labeled "Forgot password?".

New to Twitter?

Get instant updates from your friends, industry experts, favorite celebrities, and what's happening around the world.


What is Twitter? Learn more.

Sign up

Step 2: LinkedIn

Select edit to personalise your post.

LinkedIn

 I just passed the Praxis Foundation exam with APMG -> <https://apmg-international.com/our-services/certifications>
apmg-international.com · The world's best portfolio of professional certifications and business solutions
[Edit](#)

☒ Share an update

Share an update or mention someone using @...

Share with: Public

☐ Send to individuals

[Share](#)

Close this window
Copyright © 2018, LinkedIn Corporation


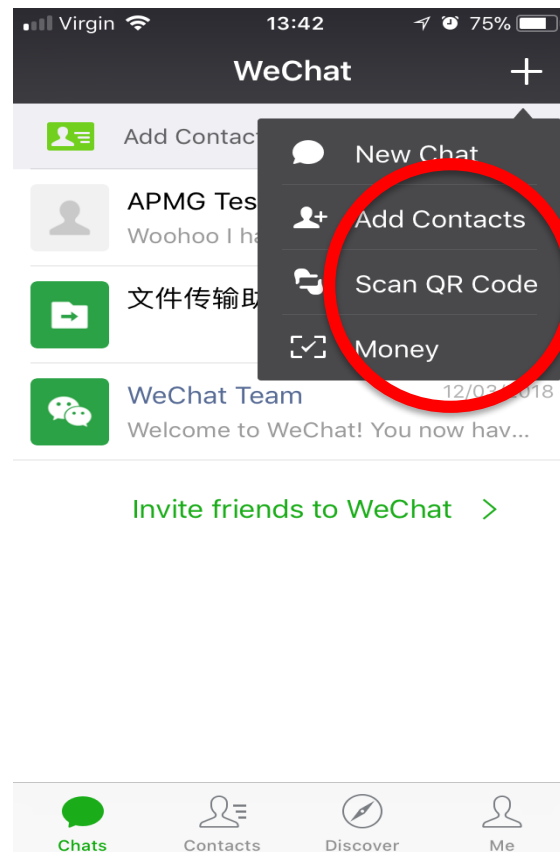
Step 2: Facebook

Select the text to personalise your post.






Step 2: WeChat

Scan the QR Code with your mobile device to access WeChat and share your news.



Step 2: XING

Add a text to create your personal post.




Folgenden Link teilen:

Als XING Neuigkeit Als persönliche Nachricht

Was möchten Sie Ihren Kontakten zu diesem Link erzählen?

420

Teilen

 **Certifications & Solutions**

Visit APMG International - Browse the world's best selection of professional certifications and business solutions. Training courses delivered by accredited training providers to assure excellent...












APMG International

How do I share my Digital Badge?

First log into the candidate portal to view your results.

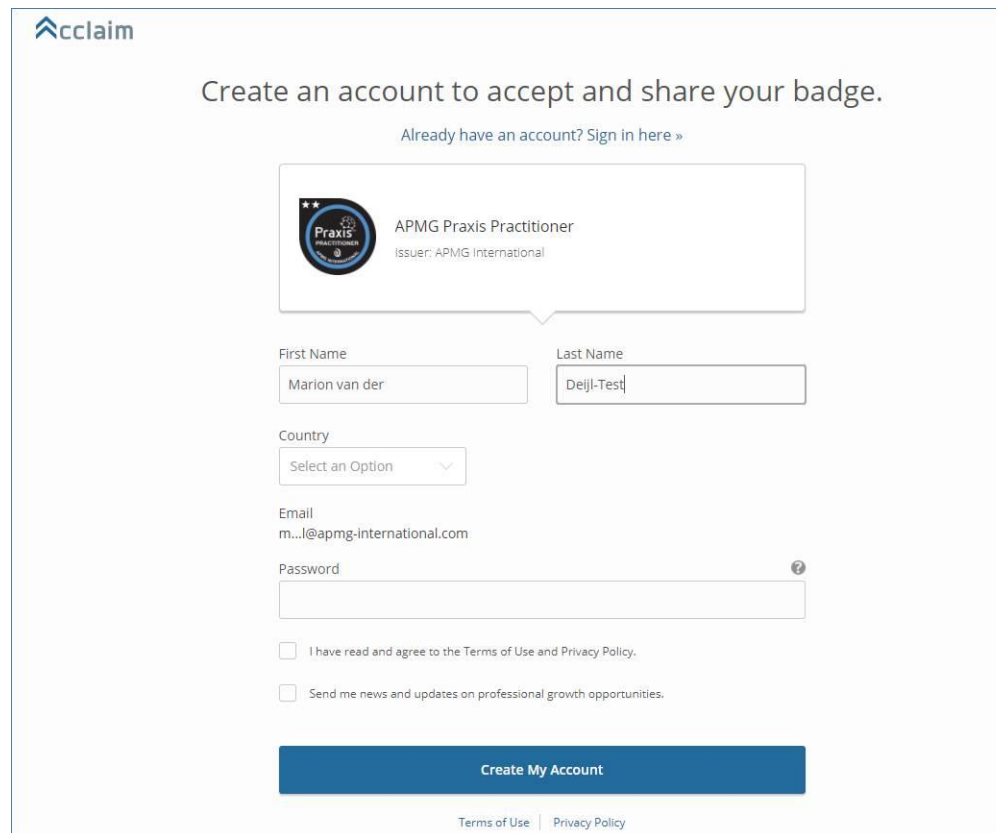
Step 1: Click 'Create Badge'

When viewing your exam results in the Candidate Portal, select the option 'Create Badge'.

 Praxis (1) Practitioner Paper APMG Benelux APMG Benelux	UATTESTPraxis090117 2000023725 English	Jan 9, 2018 76 / 80 Pass     	Details Registered ✓ Create Badge
 Praxis (1) Foundation Paper APMG Benelux APMG Benelux	UATTESTPraxis090117 2000023724 English	Jan 9, 2018 75 / 75 Pass     	Details Registered ✓ Accept Badge

Step 2: Complete account setup

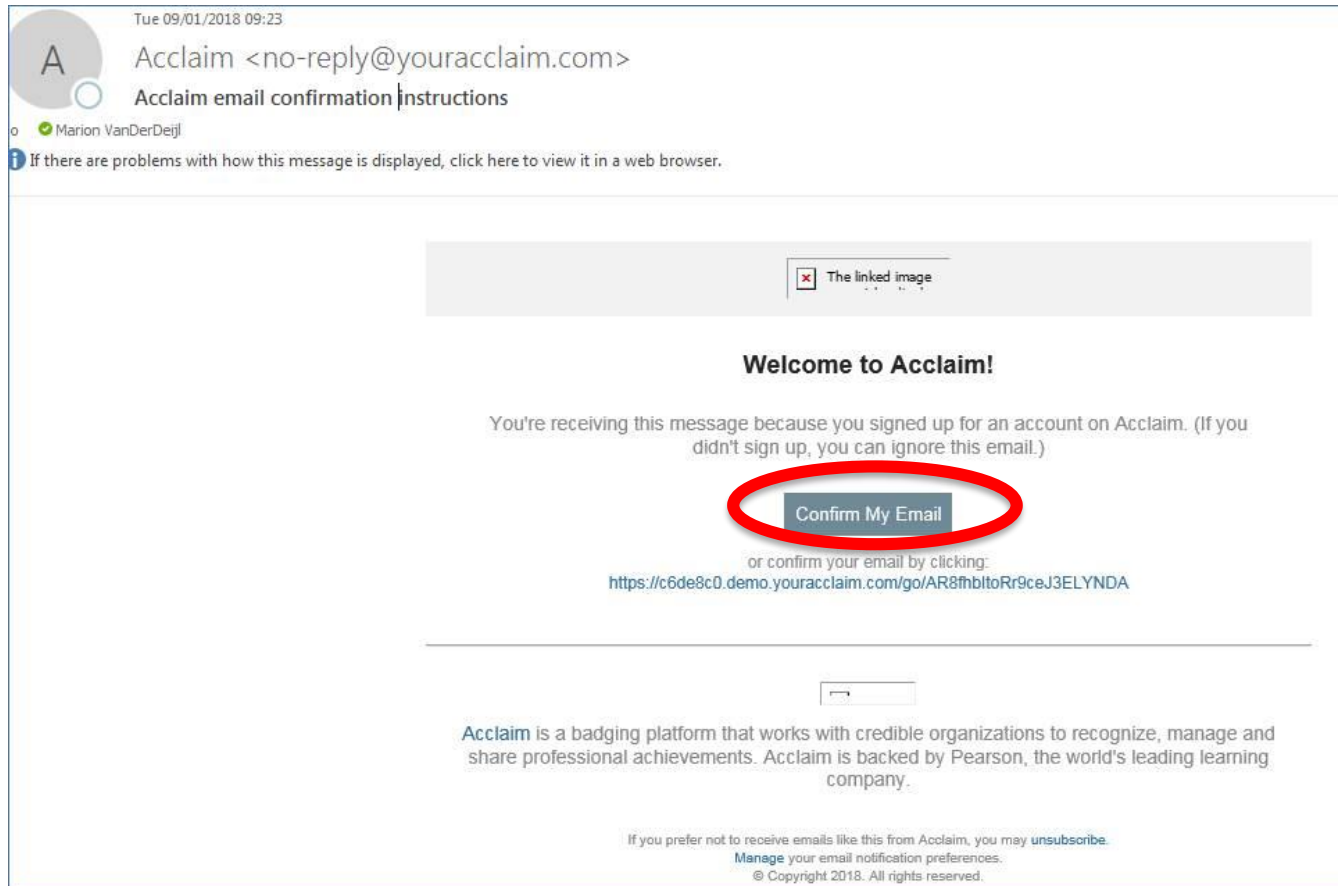
Clicking 'Create Badge' takes you to the Acclaim website, where you will be guided through the process.



The screenshot shows the Acclaim website's account creation interface. At the top left is the Acclaim logo. The main heading is "Create an account to accept and share your badge." Below this is a link: "Already have an account? Sign in here »". A preview of the APMG Praxis Practitioner badge is shown, with the text "APMG Praxis Practitioner" and "Issuer: APMG International". Below the preview are input fields for "First Name" (containing "Marion van der") and "Last Name" (containing "Deijl-Test"). There is a "Country" dropdown menu with "Select an Option" and a question mark icon. Below that is an "Email" field with "m...@apmg-international.com" and a "Password" field with a question mark icon. At the bottom are two checkboxes: "I have read and agree to the Terms of Use and Privacy Policy." and "Send me news and updates on professional growth opportunities." A large blue button labeled "Create My Account" is at the bottom center. At the very bottom are links for "Terms of Use" and "Privacy Policy".


Step 3: Confirm your email address

Click to confirm your preferred email and account setup.



Step 4: Sign in

Using your newly created account details.



Sign in to confirm your email.

Email

Password

☐ Remember me • [Forgot password?](#)


[Sign In](#)



[in](#) [f](#) [t](#) [g+](#) [w](#)

[Issue](#) | [Earn](#) | [Verify](#) | [Terms](#) | [Privacy](#) | [About](#) | [Developers](#)


© Copyright 2018.

Step 5: Accept your new badge





Accept your pending badge.



APMG Praxis Practitioner


Badge for Praxis Practitioner from APMG

ISSUED BY	APMG International	ISSUED TO	Marion Van Der Deijl-TEST
EARNER EMAIL	marion.vanderdeijl@apmg-international.com	ISSUED ON	09 Jan 2018

SKILLS

Praxis Praxis Foundation

WHAT IT TAKES TO EARN THIS BADGE

 Praxis Practitioner credential

[View Additional Information >](#)

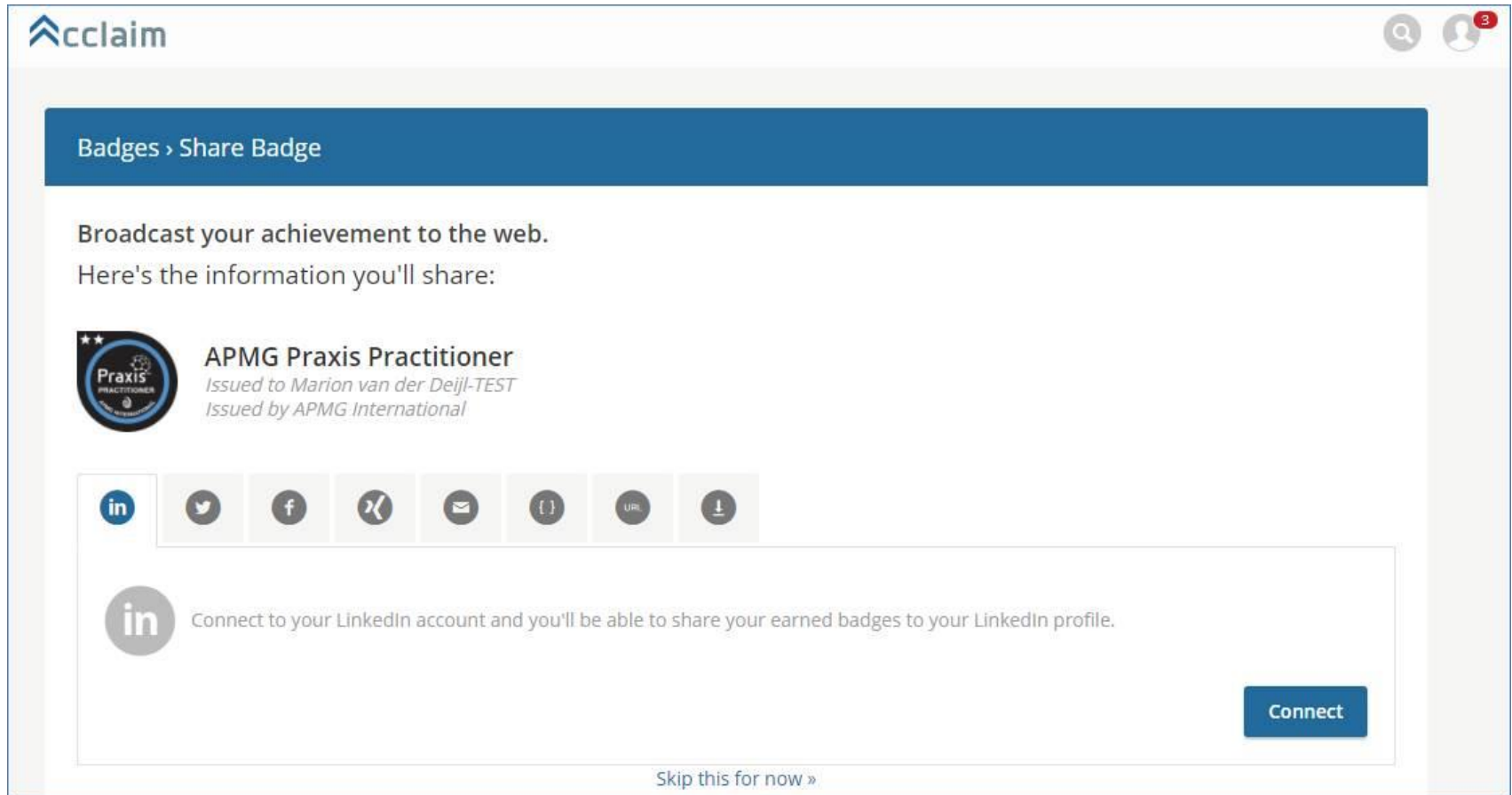
BADGE OPTIONS

Auto-Accept
Always accept badges from APMG International and display on my profile.

☐ Enable ☒ Disable

[Reject](#) [Accept](#)

Step 5 ...and share on social media



Please check the Acclaim website for all available social media platforms